


@ Galav[®]
Lam



avogue+
style

Flow with

IS:2046
CML : 9100005190

@ Galav[®]
Lam



@ Galav[®]
Lam

GLOBE PANEL INDUSTRIES INDIA PVT. LTD.
(AN ISO 9001 & 14001 CERTIFIED COMPANY)

CUSTOMER CARE

Toll Free No. : 18002701201
Phone No. : 08199950343, 08222888544
Email : customercare@globelpanel.in





lifestyle

Luxurious

About *us*

Radiating Positivity. Valuing Relationships.

Galav Lam of Globe Panel Industries India Gives You A Twin Combination Of Beauty And Strength.

Contemporary And User Friendly, Galav Lam Fulfills Your Demand Of Stylish Interiors By Innovating And Producing Laminates That Use Novelty And Flexibility.

Ideal For A Wide Range Of Surface Applications In The Furniture Industry, Galav Lam Has A Proper Distribution Network So That Nothing Comes In The Way Of Providing You Excellence And Superior Finish.

 **Galav**[®]
Lam

S P E C I F I C

INDEX



MIRROR (MR)	01-20
METALLIC (MR)	21
GLITTER (GR)	22
MIRROR SOLID (MR)	23-24
OCEAN WAVES (OC)	25-26
HEXAGON (HX)	27-28
URBAN WOOD (UW)	29-30
JORDAN WOOD (JW)	31-32
GLOSS MOSAIC (GM)	33-34
FANCY WAVES (FW)	35-36
3D BOX (DB)	37-38
ROYAL FORT (RF)	39-40
LEAF BAIL (LB)	41-42
ROCK ASH (RA)	43-44
CUTE FLOWER (CF)	45-46
CROCODILE (CD)	47
BOX WAVES (BW)	48
OVALOID (OA)	49-50
CUT WOOD (CW)	51
CANE LINE (CL)	52
HAPPINESS (HN)	53
ROCK CHARM (RC)	54
WOOD GRAIN (SF)	55-70
SOLID COLOURS	71-72



MIRROR (MR)



1952 MR

VRSAR MOSAIC



5009 MR | GOLDEN METALLIC




MIRROR (MR)



1915 MR

BROWN METALLIC WOOD




1916 MR

DARK METALLIC WOOD



1917 MR

LIGHT SILKY OAK



1918 MR

DARK SILKY OAK

NATURAL
REFLECTION

MIRROR (MR)



1948 MR

MESH WALNUT



1931 MR

LIGHT TEAK WOOD



1949 MR

VINTAGE WALNUT




1932 MR

DARK TEAK WOOD

BE KIND
LIFE IS A MIRROR

MIRROR (MR)

WOODEN GRSSIN WITH MIRROR



1933 MR

GOLDEN WOOD



NATURAL
REFLECTION

Nature
is the mirror of
divinity



1935 MR

VENICE OAK



1934 MR

CHALKED OAK



MIRROR (MR)

Everything is designed. Few things are designed well.



1937 MR

BLACK MARBLE



Life is made up of marble



1938 MR

GOLD TRAVERTINE



1939 MR

GREY TRAVERTINE

SUPERNATURAL
MARBLE


The best artist has only the idea
that is contained within the marble shell;
The hand of the sculptor can only
break the mantra to free the idols sleeping in the stone.

MIRROR (MR)



1940 MR

GREY MARQUINA MARBLE



1941 MR

BLACK MARQUINA MARBLE



1180 MR

GREY SLATE



1179 MR

WHITE SLATE


SYNCHRONIZED NATURE



MIRROR (MR)

Real comfort,
visual and physical,
is vital to every room.

THE FEELING OF
LUXURY THAT
LEATHER



1942 MR

GREY LEATHER PATCH




1943 MR

BROWN LEATHER PATCH



1945 MR

BLACK HEXAGON



1944 MR

GREY HEXAGON

A room should never allow
the eye to settle in one place.
It should smile at you and create fantasy.




MIRROR (MR)

Furniture is needed for practical reasons,
and because it must be there,
it may as well be as pleasant as possible to look at,
and in a less definable psychological way,
comforting to the spirit.



1171 MR

LIGHT EMERALD WOOD



1172 MR

DARK EMERALD WOOD



1138 MR

ELEVATE DELIGHT




1178 MR

GOLDEN WALNUT



Design is thinking made visual.



1177 MR

ENTANA WALNUT




MIRROR (MR)



1173 MR MANGO WOOD




1661 MR LOREL BROWN



1175 MR BALSA WOOD



1174 MR MONTANA WALNUT



LUXURIOUS
IMPRESSION



1176 MR ALMARA WOOD




MIRROR (MR)



1663 MR

LIGHT SWISS WOOD




1301 MR

AMERICAN WALNUT




1688 MR

SAW CUT GREY



1668 MR

RAW WALNUT



1664 MR

BROWN SWISS WOOD

MAJESTIC
CHARM



1684 MR

WOOD WALNUT




1687 MR

REAL WALNUT

METALLIC (MR)


GLITTER (GR)



5002 MR BLUE METALLIC



5004 MR WHITE METALLIC



5003 MR COPPER METALLIC



5009 MR GOLDEN METALLIC



1818 GR BLACK



1821 GR BLACK CURRENT




1801 GR FROSTY WHITE




1804 GR RED

MIRROR SOLID (MR)

scan me
for Mirror Solid colours



1801 MR FROSTY WHITE




1809 MR GREY



1804 MR RED



1858 MR ROYAL PINK



1810 MR STEEL GREY



1807 MR YELLOW



1803 MR MAROON



1816 MR ROYAL BLUE




1806 MR ORANGE



1811 MR PARROT GREEN



1821 MR BLACK CURRENT



1818 MR BLACK



1863 MR VODAFONE RED

OCEAN WAVES (OC)



5009 OC | GOLDEN METALLIC



1946 OC|HZ

COPPER METALLIC



LUXURIOUS
IMPRESSION



1947 OC|HZ

BROWN LUAN WOOD



1951 OC|HZ


FAUX WOOD BLINDS

HEXAGON (HX)



1949 HX

VINTAGE WALNUT



1950 HX

DARK BOX VENEER



1933 HX

GOLDEN WOOD

BEGIN
NEW.....



1801 HX

FROSTY WHITE



Remember, some things
have to end for better
things to begin.

URBAN WOOD (UW)



1931 UW

LIGHT TEAK WOOD




1916 UW

DARK METALLIC WOOD



1915 UW

BROWN METALLIC WOOD



1932 UW

DARK TEAK WOOD




JORDAN WOOD (JW)

THINGS TO REMEMBER



1177 JW

ENTANA WALNUT



1801 JW | FROSTY WHITE



1182 JW

WHITE VIRTUAL



1183 JW

BROWN VIRTUAL




1181 JW

RUSTIC WALNUT

SINGLE DOESN'T
ALWAYS MEAN
LONELY AND
IN A RELATIONSHIP
DOESN'T ALWAYS
MEAN HAPPY.

GLOSS MOSAIC (GM)




1932 GM

DARK TEAK WOOD




1176 GM

ALMARA WOOD



1303 GM

MAGESTIC WOOD DARK



1804 GM

RED



1801 GM

FROSTY WHITE



FANCY WAVES (FW)



1915 FW

BROWN METALLIC WOOD




1174 FW

MONTANA WALNUT



“ Between every two pines there is a doorway to a new world. ”



1900 FW

BLACK WALNUT



1173 FW

MANGO WOOD



1801 FW

FROSTY WHITE




3D BOX (DB)



1949 DB

VINTAGE WALNUT



1915 DB


BROWN METALLIC WOOD



1177 DB

ENTANA WALNUT

 Galaxy[®]
Lam



1804 DB

RED



1801 DB

FROSTY WHITE

ELEGANCE

ROYAL FORT (RF)



1176 RF

ALMARA WOOD




1175 RF

BALSA WOOD



1801 RF

FROSTY WHITE



1695 RF

ALMOND WALNUT

PROGRESS NOT
PERFECTION.



LEAF BAIL (LB)

You are strong enough to face it all,
even if it doesn't feel like it right now.



1171 LB

LIGHT EMERALD WOOD




1172 LB

DARK EMERALD WOOD



1801 LB

FROSTY WHITE



1668 LB

RAW WALNUT

ROCK ASH (RA)

AN INTERIOR IS THE
NATURAL PROJECTION
OF THE SOUL.



1683 RA

QUICKER WALNUT



1801 RA | FROSTY WHITE



1663 RA

LIGHT SWISS WOOD




1664 RA

BROWN SWISS WOOD



CUTE FLOWER (CF)




5002 CF

BLUE METALLIC



1301 CF

AMERICAN WALNUT




5003 CF

COPPER METALLIC



1801 CF




FROSTY WHITE



1804 CF

RED





1171 CD

LIGHT EMERALD WOOD

1172 CD

DARK EMERALD WOOD

1173 BW

MANGO WOOD

1801 BW

FROSTY WHITE



CROCODILE (CD)

BOX WAVES (BW)




1303 CD

MAGESTIC WOOD DARK

1693 BW

ALMOND WALNUT HZ

OVALOID (OA)



1174 OA

MONTANA WALNUT



1695 OA

ALMOND WALNUT



1801 OA | FROSTY WHITE



1176 OA

ALMARA WOOD



CUT WOOD (CW)

CANE LINE (CL)




1175 CW

BALSA WOOD



1683 CL

QUICKER WALNUT



1801 CW

FROSTY WHITE



1303 CW

MAGESTIC WOOD DARK



1900 CL

BLACK WALNUT




1801 CL

FROSTY WHITE


HAPPINESS (HN)

ROCK CHARM (RC)



1303 HN

MAGESTIC WOOD DARK




1801 HN

FROSTY WHITE




1682 RC

BLACK LILAN



1662 RC

LOREL BLACK



1301 HN

AMERICAN WALNUT



1681 RC

WHITE LILAN



WOOD GRAIN (SF)



1933 SF

GOLDEN WOOD

WOOD GRAIN (SF)




1916 SF

DARK METALLIC WOOD



1915 SF

BROWN METALLIC WOOD



USED LAMINATE
1917 SF



1917 SF

LIGHT SILKY OAK

WOOD GRAIN (SF)



1934 SF

CHALKED OAK



1935 SF

VENICE OAK



1932 SF

DARK TEAK WOOD



1931 SF

LIGHT TEAK WOOD


PROGRESS OVER
PERFECTION

WOOD GRAIN (SF)



1176 SF

ALMARA WOOD



1175 SF


BALSA WOOD

Make it
Simple,
But
Significant



1171 SF

LIGHT EMERALD WOOD



1172 SF

DARK EMERALD WOOD

WOOD GRAIN (SF)



1173 SF

MANGO WOOD




1174 SF

MONTANA WALNUT



1663 SF

LIGHT SWISS WOOD



1664 SF

BROWN SWISS WOOD

ELEGANT TEXTURE



1228 SF

BROWN SMOKE




1688 SF

RAW WALNUT



WOOD GRAIN (SF)

Never miss an opportunity of noticing anything of beauty.




1121 SF

DARK ORCHID



1120 SF

LIGHT ORCHID



1687 SF

REAL WALNUT



1668 SF

RAW WALNUT




1661 SF

LOREL BROWN



1662 SF

LOREL BLACK




1104 SF

FLOWER WENGE

Simplicity is the ultimate sophistication.

WOOD GRAIN (SF)




1906 SF

GREY TEAK



1907 SF

BLACK TEAK



1303 SF

MAGESTIC WOOD DARK




1302 SF

MAGESTIC WOOD LIGHT




1100 SF

HIGHLAND PINE



1101 SF

BROWN HIGHLAND PINE



1102 SF

WENGE



1103 SF

WHITE WENGE

WOOD GRAIN (SF)



1301 SF AMERICAN WALNUT



1110 SF SAPELE



1105 SF BAVERIN BEACH



1106 SF CHERRY BEACH



1114 SF BURMA TEAK



1362 SF NAINA TEAK


ELEGANT
TEXTURE

“ AN INTERIOR IS THE
NATURAL PROJECTION
OF THE SOUL. ”

SOLID COLOURS



1800 MR WHITE




1800 MT WHITE




1800 SF WHITE

scan me
for solid colours



1801 MT FROSTY WHITE




1801 SF FROSTY WHITE



1802 MT IVORY



1802 SF IVORY



1809 SF GREY



1810 SF STEEL GREY



1858 SF ROYAL PINK



1813 SF RUSBURRY



1814 SF LAVENDER



1815 SF PURPLE



1820 SF SKY BLUE



1816 SF ROYAL BLUE

**THE BEST
VIEW COMES
AFTER THE
HARDEST
CLIMB**



1807 SF YELLOW



1808 SF MARI GOLD



1821 SF BLACK CURRENT



1811 SF PARROT GREEN



1812 SF BOTTLE GREEN



1863 SF VODAFONE RED



1804 SF RED



1806 SF ORANGE



1803 SF MAROON



1819 SF COFFEE



1818 SF BLACK

INDEX

S.No.	Design No.	Design Name	Page No.
MIRROR (MR)			
1.	1952 MR	VRSAR MOSAIC	02
2.	1915 MR	BROWN METALLIC WOOD	03
3.	1916 MR	DARK METALLIC WOOD	03
4.	1917 MR	LIGHT SILKY OAK	04
5.	1918 MR	DARK SILKY OAK	04
6.	1948 MR	MESH WALNUT	05
7.	1949 MR	VINTAGE WALNUT	05
8.	1931 MR	LIGHT TEAK WOOD	06
9.	1932 MR	DARK TEAK WOOD	06
10.	1933 MR	GOLDEN WOOD	07
11.	1935 MR	VENICE OAK	08
12.	1934 MR	CHALKED OAK	08
13.	1937 MR	BLACK MARBLE	09
14.	1938 MR	GOLD TRAVERTINE	10
15.	1939 MR	GREY TRAVERTINE	10
16.	1940 MR	GREY MARQUINA MARBLE	11
17.	1941 MR	BLACK MARQUINA MARBLE	11
18.	1180 MR	GREY SLATE	12
19.	1179 MR	WHITE SLATE	12
20.	1942 MR	GREY LEATHER PATCH	13
21.	1943 MR	BROWN LEATHER PATCH	14
22.	1945 MR	BLACK HEXAGON	14
23.	1944 MR	GREY HEXAGON	14
24.	1171 MR	LIGHT EMERALD WOOD	15
25.	1138 MR	ELEVATE DELIGHT	15
26.	1172 MR	DARK EMERALD WOOD	15
27.	1178 MR	GOLDEN WALNUT	16
28.	1177 MR	ENTANA WALNUT	16
29.	1174 MR	MONTANA WALNUT	17
30.	1173 MR	MANGO WOOD	17
31.	1661 MR	LOREL BROWN	18
32.	1175 MR	BALSA WOOD	18
33.	1176 MR	ALMARA WOOD	18
34.	1663 MR	LIGHT SWISS WOOD	19
35.	1301 MR	AMERICAN WALNUT	19
36.	1664 MR	BROWN SWISS WOOD	19
37.	1688 MR	SAW CUT GREY	20
38.	1668 MR	RAW WALNUT	20
39.	1684 MR	WOOD WALNUT	20
40.	1687 MR	REAL WALNUT	20
METALLIC (MR)			
41.	5002 MR	BLUE METALLIC	21
42.	5004 MR	WHITE METALLIC	21
43.	5003 MR	COPPER METALLIC	21
44.	5009 MR	GOLDEN METALLIC	21
GLITTER (GR)			
45.	1818 GR	BLACK	22
46.	1821 GR	BLACK CURRENT	22
47.	1801 GR	FROSTY WHITE	22
48.	1804 GR	RED	22
MIRROR SOLID (MR)			
49.	1801 MR	FROSTY WHITE	23
50.	1809 MR	GREY	23
51.	1810 MR	STEEL GREY	23
52.	1807 MR	YELLOW	23
53.	1806 MR	ORANGE	23
54.	1811 MR	PARROT GREEN	23
55.	1804 MR	RED	24
56.	1858 MR	ROYAL PINK	24
57.	1803 MR	MAROON	24
58.	1816 MR	ROYAL BLUE	24
59.	1821 MR	BLACK CURRENT	24
60.	1818 MR	BLACK	24
61.	1863 NR	VODAFONE RED	24
OCEAN WAVES (OC)			
62.	1946 OC HZ	COPPER METALLIC	25
63.	5009 OC	GOLDEN METALLIC	25
64.	1947 OC HZ	BROWN LUAN WOOD	26
65.	1951 OC HZ	FAUX WOOD BLINDS	26
HEXAGON (HX)			
66.	1949 HX	VINTAGE WALNUT	27
67.	1950 HX	DARK BOX VENEER	27
68.	1801 HX	FROSTY WHITE	28
69.	1933 HX	GOLDEN WOOD	28
URBAN WOOD (UW)			
70.	1916 UW	DARK METALLIC WOOD	29

S.No.	Design No.	Design Name	Page No.
71.	1915 UW	BROWN METALLIC WOOD	29
72.	1931 UW	LIGHT TEAK WOOD	30
73.	1932 UW	DARK TEAK WOOD	30
JORDAN WOOD (JW)			
74.	1177 JW	ENTANA WALNUT	31
75.	1801 JW	FROSTY WHITE	31
76.	1182 JW	WHITE VIRTUAL	32
77.	1183 JW	BROWN VIRTUAL	32
78.	1181 JW	RUSTIC WALNUT	32
GLOSS MOSAIC (GM)			
79.	1932 GM	DARK TEAK WOOD	33
80.	1176 GM	ALMARA WOOD	33
81.	1303 GM	MAGESTIC WOOD DARK	34
82.	1804 GM	RED	34
83.	1801 GM	FROSTY WHITE	34
FANCY WAVES (FW)			
84.	1915 FW	BROWN METALLIC WOOD	35
85.	1174 FW	MONTANA WALNUT	35
86.	1900 FW	BLACK WALNUT	36
87.	1173 FW	MANGO WOOD	36
88.	1801 FW	FROSTY WHITE	36
3D BOX (DB)			
89.	1949 DB	VINTAGE WALNUT	37
90.	1915 DB	BROWN METALLIC WOOD	37
91.	1177 DB	ENTANA WALNUT	38
92.	1804 DB	RED	38
93.	1801 DB	FROSTY WHITE	38
ROYAL FORT (RF)			
94.	1176 RF	ALMARA WOOD	39
95.	1175 RF	BALSA WOOD	39
96.	1801 RF	FROSTY WHITE	40
97.	1695 RF	ALMOND WALNUT	40
LEAF BAIL (LB)			
98.	1171 LB	LIGHT EMERALD WOOD	41
99.	1172 LB	DARK EMERALD WOOD	41
100.	1801 LB	FROSTY WHITE	42
101.	1668 LB	RAW WALNUT	42
ROCK ASH (RA)			
102.	1683 RA	QUICKER WALNUT	43
103.	1801 RA	FROSTY WHITE	44
104.	1663 RA	LIGHT SWISS WOOD	44
105.	1664 RA	BROWN SWISS WOOD	44
CUTE FLOWER (CF)			
106.	5003 CF	COPPER METALLIC	45
107.	5002 CF	BLUE METALLIC	45
108.	1301 CF	AMERICAN WALNUT	46
109.	1801 CF	FROSTY WHITE	46
110.	1804 CF	RED	46
CROCODILE (CD)			
111.	1171 CD	LIGHT EMERALD WOOD	47
112.	1172 CD	DARK EMERALD WOOD	47
113.	1303 CD	MAGESTIC WOOD DARK	47
BOX WAVES (BW)			
114.	1173 BW	MANGO WOOD	48
115.	1801 BW	FROSTY WHITE	48
116.	1693 BW	ALMOND WALNUT HZ	48
OVALOID (OA)			
117.	1695 OA	ALMOND WALNUT	49
118.	1801 OA	FROSTY WHITE	49
119.	1174 OA	MONTANA WALNUT	50
120.	1176 OA	ALMARA WOOD	50
CUT WOOD (CW)			
121.	1175 CW	BALSA WOOD	51
122.	1801 CW	FROSTY WHITE	51
123.	1303 CW	MAGESTIC WOOD DARK	51
CANE LINE (CL)			
124.	1683 CL	QUICKER WALNUT	52
125.	1900 CL	BLACK WALNUT	52
126.	1801 CL	FROSTY WHITE	52

S.No.	Design No.	Design Name	Page No.
HAPPINESS (HN)			
127.	1303 HN	MAGESTIC WOOD DARK	53
128.	1801 HN	FROSTY WHITE	53
129.	1301 HN	AMERICAN WALNUT	53
ROCK CHARM (RC)			
130.	1682 RC	BLACK LILAN	54
131.	1662 RC	LOREL BLACK	54
132.	1681 RC	WHITE LILAN	54
WOOD GRAIN (SF)			
133.	1933 SF	GOLDEN WOOD	55
134.	1916 SF	DARK METALLIC WOOD	57
135.	1915 SF	BROWN METALLIC WOOD	57
136.	1917 SF	LIGHT SILKY OAK	57
137.	1934 SF	CHALKED OAK	59
138.	1935 SF	VENICE OAK	59
139.	1932 SF	DARK TEAK WOOD	60
140.	1931 SF	LIGHT TEAK WOOD	60
141.	1176 SF	ALMARA WOOD	61
142.	1175 SF	BALSA WOOD	61
143.	1171 SF	LIGHT EMERALD WOOD	62
144.	1172 SF	DARK EMERALD WOOD	62
145.	1173 SF	MANGO WOOD	63
146.	1174 SF	MONTANA WALNUT	63
147.	1663 SF	LIGHT SWISS WOOD	63
148.	1664 SF	BROWN SWISS WOOD	63
149.	1228 SF	BROWN SMOKE	64
150.	1688 SF	RAW WALNUT	64
151.	1121 SF	DARK ORCHID	65
152.	1120 SF	LIGHT ORCHID	65
153.	1687 SF	REAL WALNUT	65
154.	1668 SF	RAW WALNUT	65
155.	1661 SF	LOREL BROWN	66
156.	1662 SF	LOREL BLACK	66
157.	1104 SF	FLOWER WENGE	66
158.	1906 SF	GREY TEAK	67
159.	1907 SF	BLACK TEAK	67
160.	1303 SF	MAGESTIC WOOD DARK	67
161.	1302 SF	MAGESTIC WOOD LIGHT	67
162.	1100 SF	HIGHLAND PINE	68
163.	1101 SF	BROWN HIGHLAND PINE	68
164.	1102 SF	WENGE	68
165.	1103 SF	WHITE WENGE	68
166.	1301 SF	AMERICAN WALNUT	69
167.	1110 SF	SAPELI	69
168.	1114 SF	BURMA TEAK	69
169.	1105 SF	BAVERIN BEACH	70
170.	1106 SF	CHERRY BEACH	70
171.	1362 SF	NAINA TEAK	70
SOLID COLOURS			
172.	1800 MR	WHITE	71
173.	1800 MT	WHITE	71
174.	1800 SF	WHITE	71
175.	1801 MT	FROSTY WHITE	71
176.	1801 SF	FROSTY WHITE	71
177.	1802 MT	IVORY	71
178.	1802 SF	IVORY	71
179.	1809 SF	GREY	71
180.	1810 SF	STEEL GREY	71
181.	1858 SF	ROYAL PINK	71
182.	1813 SF	RUSBURRY	71
183.	1814 SF	LAVENDER	71
184.	1815 SF	PURPLE	71
185.	1820 SF	SKY BLUE	71
186.	1816 SF	ROYAL BLUE	71
187.	1807 SF	YELLOW	72
188.	1808 SF	MARI GOLD	72
189.	1811 SF	PARROT GREEN	72
190.	1812 SF	BOTTLE GREEN	72
191.	1863 SF	VODAFONE RED	72
192.	1804 SF	RED	72
193.	1806 SF	ORANGE	72
194.	1803 SF	MAROON	72
195.	1819 SF	COFFEE	72
196.	1818 SF	BLACK	72
197.	1821 SF	BLACK CURRENT	72

IS : 2046



CM/L : 9100005190



Properties	Specified values as per IS:2046-1995 Type S, HGS	Confirms
Thickness	0.8 mm (± 0.05mm)	✓
Resistance to surface wear	>200 (revolution)	✓
Resistance to immersion in boiling water		
- Mass increase (%)	8 (Maximum)	✓
- Thickness increase (%)	10 (Maximum)	✓
Resistance to dry heat 180° C	Not worse than 4	✓
Dimensional stability at deviated temperature		
- Longitudinal (%)	0.5 (Maximum)	✓
- Transverse (%)	0.9 (Maximum)	✓
Dimensional stability at 20° C		
- Longitudinal (%)	0.375 (Maximum)	✓
- Transverse (%)	0.60 (Maximum)	✓
Resistance to impact by small diameter ball	17.5 N (Minimum)	✓
Resistance to cracking	Not worse than 4	✓
Resistance to scratching	2 N (Minimum)	✓
Resistance to staining	Not worse than 5	✓
Resistance to colour change (wool standards)		
- In Xenon arc light	Not worse than 6	✓
- In enclosed Carbon arc light	Not worse than 5	✓
Resistance to cigarette burns	Not worse than 3	✓
Resistance to steam	Not worse than 4	✓
Appearance	Should be free from foreign particles	

TECHNICAL SPECIFICATION

FREE TRADE SAMPLE, NOT FOR SALE